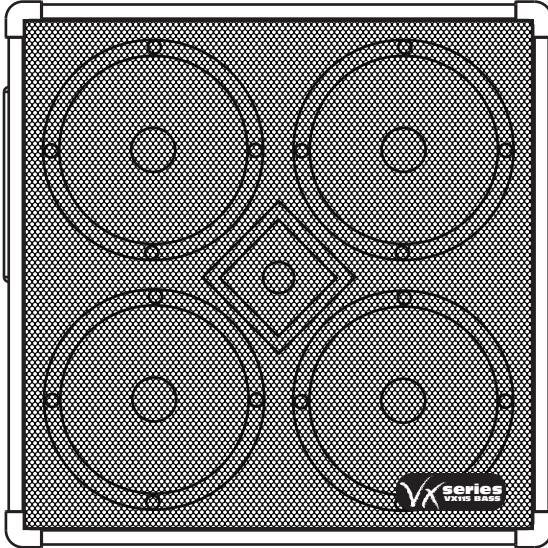


# VX410 VX410a



**4 x10" + 1" High Frequency CD  
Bass Enclosure**

**Owners Manual**

**Hartke**

**VX-series**

## VX410 and VX410a Introduction and Features

Congratulations on purchasing the VX410 or VX410a bass enclosure by Hartke! Continuing Larry Hartke's legendary commitment to bass players, the VX "Very Extreme" Series enclosures have been designed to provide excellent tone with a warm punchy output. The VX410 and VX410a features four 10" proprietary low frequency drivers with specially treated cones impregnated fabric surrounds, matched convex dust covers all mounted in a heavy duty steel frame. Rounding out the tone is a proprietary horn loaded 1" titanium compression driver. The VX410a features and angled enclosure projecting the sound towards the player while the VX410 features a traditional straight enclosure. Together they make a awesome stack. Using heavy-duty plywood construction covered in rugged carpet with recessed jack plate and ergonomic handle, the VX410 and VX410a will provide reliable performance from gig to gig and venue to venue.

In these pages, you'll find a detailed description of the features of the VX410, as well as a description of its front and rear panels, step-by-step instructions for its setup and use, and full specifications. You'll also find a warranty card enclosed—please don't forget to fill it out and mail it in so that you can receive online technical support and so we can send you updated information about these and other Samson products in the future.

We recommend you record your serial number in the space provided below for future reference.

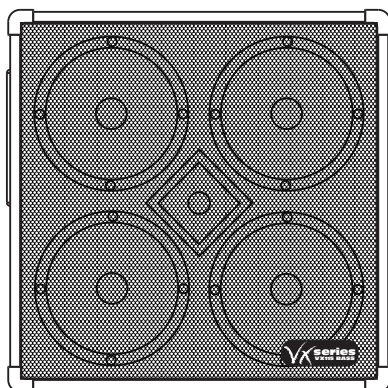
Serial number: \_\_\_\_\_

Date of purchase: \_\_\_\_\_

Should your unit ever require servicing, a Return Authorization number (RA) must be obtained before shipping your unit to Samson. Without this number, the unit will not be accepted. Please call Samson at 1-800-3SAMSON (1-800-372-6766) for a Return Authorization number prior to shipping your unit. Please retain the original packing materials and if possible, return the unit in the original carton and packing materials.

### VX410 and VX410a Features

- 4 x 10 Inch heavy-duty Low Frequency drivers
- 1" titanium compression driver
- 3/4" Plywood construction
- Tuned Rear Port
- Perforated metal speaker grill
- Recessed handles
- Stacking corners
- Dual, parallel wired 1/4" jacks.
- Covered in durable carpet



# Connecting the VX410 and VX410a

## About Impedance

Before you hook up your speaker cabinet be sure that you understand a little about impedance. Impedance is the electronic load that the speaker puts on the power amplifier and is measured in Ohms.

Here is the tricky, yet simple rule of impedance; When two speakers are wired in "Parallel" the total impedance is cut in half and when two speakers are wire is "Series" the total impedance is the sum of the speakers individual impedance.

The VX410 and VX410a's impedance (many audio guys used the made up word "ohmage", however the correct term is impedance) is 8 Ohms. So, when two VX410's or VX410a's are connected together in parallel the total impedance is 4 Ohms. The impedance of your speaker also has an effect on you amplifier. In general, the lower the impedance the more power your amplifier will put out.

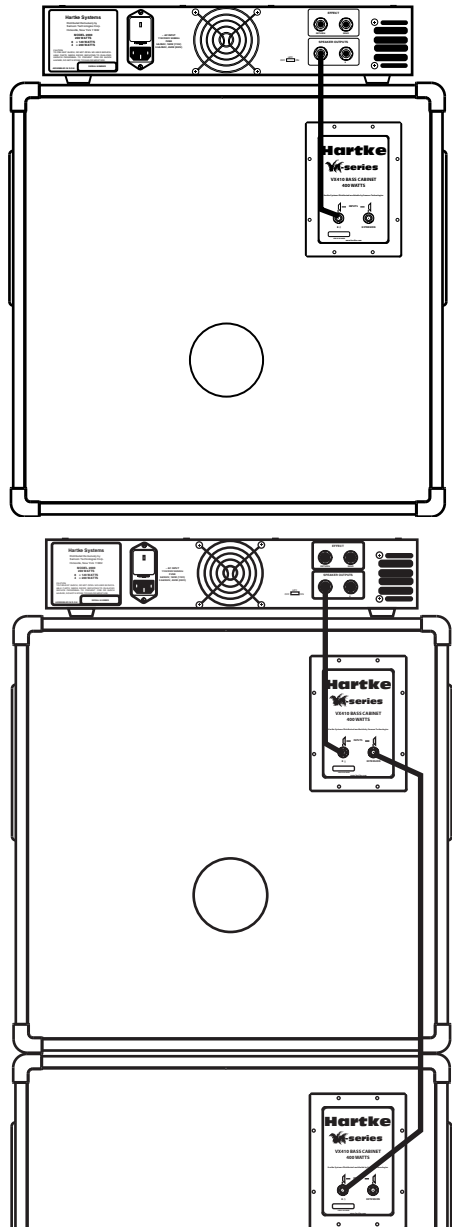
**IMPORTANT:** There is an minimum safe impedance so be sure to check the manufacturer's recommended impedance for your amplifier to avoid any damage to your amplifier or voiding your warranty.

## Connecting the VX410 to Your Amplifier

The VX410 and VX410a connections are made via 1/4" phone jacks located on the rear panel jack-plate. Be sure to make your connection with un-shielded speaker cable. Connect the Amplifier Output to the speaker Input on the VX410's rear jackplate.

## Using the EXTENSION Output

The VX410 and VX410a provides a convenient Extension Output for connecting additional speaker cabinets in parallel. Be sure to read the section above on impedance to insure a proper hook up with your amplifier. Follow the steps below to connect two VX410's using the Extension Output. Connect the Amplifier Output to the Input of the first VX410. Now, connect the Extension Output to the Input of the second VX410 or VX410a.



# VX410 and VX410a Specifications

Type	Bass speaker enclosure
Impedance (Ohms)	8 Ohms Impedance
Power Handling	400 Watts Peak Power Handling
Low Frequency Drivers	4-10" Special Design 8 ohm, 100 wattSpeakers,
High Frequency Driver	1" Throat Compression Driver
Dimensions	Height:25" (62.2 cm) Width: 25" (62.2 cm) Depth: 15" (47.0 cm)
Weight	
VX410	72 lbs. (32.6 kg)
VX410a	70 lbs. (31.68 kg)

*Specifications subject to change without notice.*

## **Hartke**

Distributed Worldwide Exclusively by:  
Samson Technologies Corp.  
575 Underhill Blvd.  
P.O. Box 9031  
Syosset, NY 11791-9031  
Phone: 1-800-3-SAMSON (1-800-372-6766)  
Fax: 516-364-3888  
[www.samsontech.com](http://www.samsontech.com)